


**New
and
Improved!**



DESCRIPTION

Experts all agree that clean, dry parts and equipment are fundamental to high first-run capability. The AC2000 Robotic Applicator Cleaner provides superior quality cleaning for dual gun applicators.

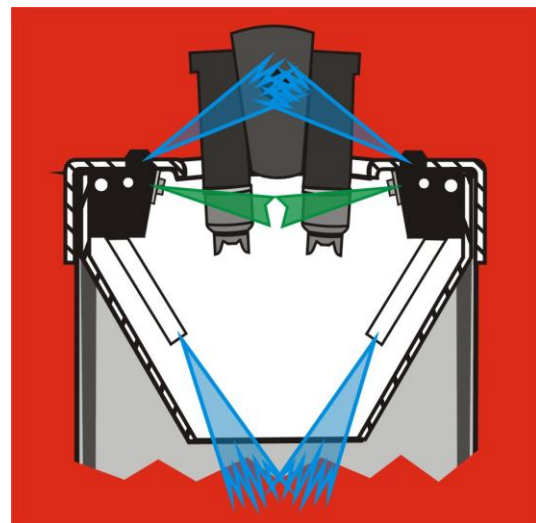
Dirty applicators cause drips, spits, KV faults and poor paint application. The AC2000 effectively cleans and dries dirty applicators, eliminating paint defects caused by applicator contamination saving millions of dollars in time, paint, parts and man-hours.

Operation is simple. The dirty applicator is inserted into the cleaner. Inside, air creates a vacuum and the applicator is washed from top to bottom with solvent as the applicator moves up out of the cleaner. At the top of the cleaner the applicator is air-dried before the cleaner automatically shuts off.

The AC2000 Robotic Applicator Cleaner is the only solution for effectively cleaning robotic paint applicators.

FEATURES AND BENEFITS

- **Patented Down Draft Air Seal**...means no physical contact with the applicator
- **Eliminates all paint defects caused by dirty applicators**...Improving quality & FTC
- **100% Capture Efficiency**...saves material and solvent, reducing VOC emissions.
- **Lowest solvent and air consumption.**
- **Flexible**...can be used on any dual gun type applicators, solvent or waterborne.
- **Minimum maintenance**...no moving parts to clean.
- **Easy Installation**...installs within hours, allowing for minimal disruption.
- **Instant results**...once installed, the paint line group will benefit from instant, direct and measurable improvements.



The Applicator Cleaner cleaning a dual gun-type atomizer.

Hd HAPPY DYNAMICS LIMITED


www.happydynamics.com

AC2000 APPLICATOR CLEANER

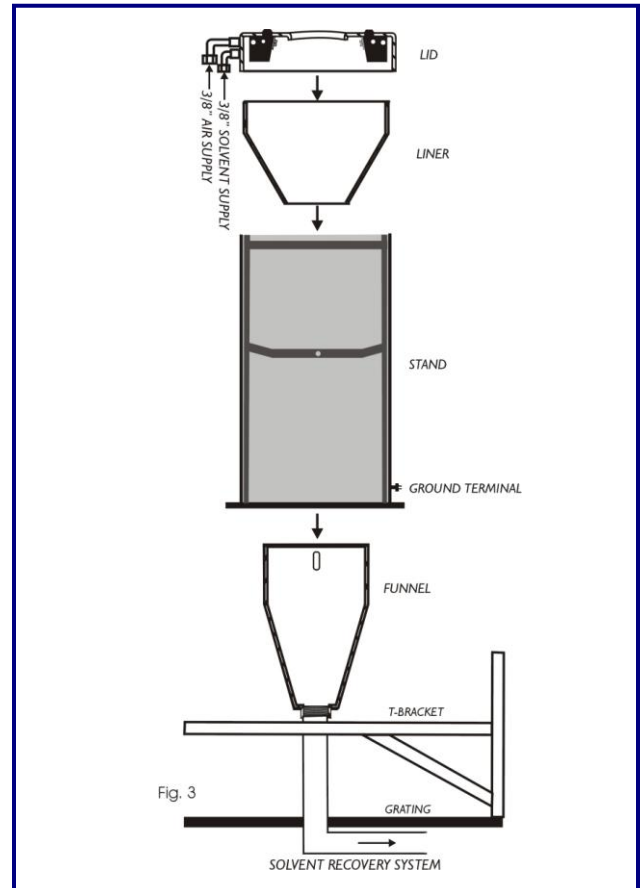
SPECIFICATIONS

Airline supply:	3/8" air
Footprint:	14" x 14" (35cm x 35cm)
Air Pressure:	45 psi*
Air Consumption:	17.4 cfm
Funnel Nipple:	2" npt
Solvent/Air used for average cleaning cycle:	30cc solvent/1.74 ft ³ air

*pressure setting is very important and must be set properly for the cleaner to function correctly and perform self-cleaning.



Cut away of the spray head showing back check.



Hd HAPPY DYNAMICS LIMITED

www.happydynamics.com

Manufacturer:
Happy Dynamics Inc.
15A Lakeshore Blvd.
Ennismore, Ontario Canada K0L 1T0
Phil Tel: 1-705-875-7008
Ellie Tel: 1-705-875-5370
pjessup@happydynamics.com